
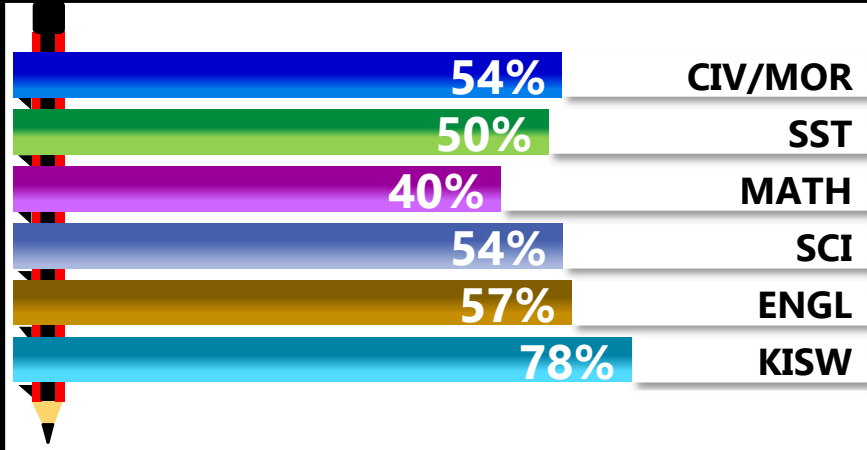

		<h1>TUMAINI</h1>																																													
REGION: TANGA		SCHOOL AVERAGE	166.3	OVERALL GRADE	C																																										
DISTRICT: HANDENI				CATEGORY	BELOW 40																																										
SUBJECT PERFORMANCE ANALYSIS																																															
<table border="1"> <thead> <tr> <th>SUBJECT NAME</th> <th>AVG</th> <th>%</th> <th>RNK</th> </tr> </thead> <tbody> <tr> <td>KISWAHILI</td> <td>39.2</td> <td>78%</td> <td>1</td> </tr> <tr> <td>ENGLISH</td> <td>28.3</td> <td>57%</td> <td>2</td> </tr> <tr> <td>SCIENCE</td> <td>27.0</td> <td>54%</td> <td>3</td> </tr> <tr> <td>CIVIC & MORAL</td> <td>26.9</td> <td>54%</td> <td>4</td> </tr> <tr> <td>SOCIAL STUDIES</td> <td>25.1</td> <td>50%</td> <td>5</td> </tr> <tr> <td>MATHEMATICS</td> <td>19.9</td> <td>40%</td> <td>6</td> </tr> <tr> <th>BOYS/GIRLS PASS RATE</th> <th>STD</th> <th>AVG</th> <th>%</th> </tr> <tr> <td>BOYS</td> <td>6</td> <td>0.38</td> <td>38%</td> </tr> <tr> <td>GIRLS</td> <td>13</td> <td>0.62</td> <td>62%</td> </tr> </tbody> </table>		SUBJECT NAME	AVG	%	RNK	KISWAHILI	39.2	78%	1	ENGLISH	28.3	57%	2	SCIENCE	27.0	54%	3	CIVIC & MORAL	26.9	54%	4	SOCIAL STUDIES	25.1	50%	5	MATHEMATICS	19.9	40%	6	BOYS/GIRLS PASS RATE	STD	AVG	%	BOYS	6	0.38	38%	GIRLS	13	0.62	62%						
SUBJECT NAME	AVG	%	RNK																																												
KISWAHILI	39.2	78%	1																																												
ENGLISH	28.3	57%	2																																												
SCIENCE	27.0	54%	3																																												
CIVIC & MORAL	26.9	54%	4																																												
SOCIAL STUDIES	25.1	50%	5																																												
MATHEMATICS	19.9	40%	6																																												
BOYS/GIRLS PASS RATE	STD	AVG	%																																												
BOYS	6	0.38	38%																																												
GIRLS	13	0.62	62%																																												
<h3 style="text-align: center;">GRADE ANALYSIS SUMMARY</h3> <table border="1"> <thead> <tr> <th>SUBJECT NAME/GRADE</th> <th>A</th> <th>B</th> <th>C</th> <th>D</th> <th>E</th> </tr> </thead> <tbody> <tr> <td>MATHEMATICS</td> <td>0</td> <td>2</td> <td>7</td> <td>10</td> <td>0</td> </tr> <tr> <td>KISWAHILI</td> <td>9</td> <td>8</td> <td>2</td> <td>0</td> <td>0</td> </tr> <tr> <td>ENGLISH</td> <td>1</td> <td>6</td> <td>11</td> <td>1</td> <td>0</td> </tr> <tr> <td>SCIENCE</td> <td>0</td> <td>7</td> <td>7</td> <td>5</td> <td>0</td> </tr> <tr> <td>SOCIAL STUDIES</td> <td>2</td> <td>6</td> <td>1</td> <td>9</td> <td>1</td> </tr> <tr> <td>CIVIC AND MORAL</td> <td>0</td> <td>6</td> <td>9</td> <td>3</td> <td>0</td> </tr> </tbody> </table>			SUBJECT NAME/GRADE	A	B	C	D	E	MATHEMATICS	0	2	7	10	0	KISWAHILI	9	8	2	0	0	ENGLISH	1	6	11	1	0	SCIENCE	0	7	7	5	0	SOCIAL STUDIES	2	6	1	9	1	CIVIC AND MORAL	0	6	9	3	0	<h3 style="text-align: center;">BOYS VS GIRLS PASSRATE (%)</h3> 		
SUBJECT NAME/GRADE	A	B	C	D	E																																										
MATHEMATICS	0	2	7	10	0																																										
KISWAHILI	9	8	2	0	0																																										
ENGLISH	1	6	11	1	0																																										
SCIENCE	0	7	7	5	0																																										
SOCIAL STUDIES	2	6	1	9	1																																										
CIVIC AND MORAL	0	6	9	3	0																																										
<h3 style="text-align: center;">OVERALL GRADE ANALYSIS</h3> <table border="1"> <thead> <tr> <th></th> <th>NO.</th> <th>SEATED</th> <th>%</th> </tr> </thead> <tbody> <tr> <td>A</td> <td>0</td> <td rowspan="3">17</td> <td>0%</td> </tr> <tr> <td>B</td> <td>7</td> <td>41%</td> </tr> <tr> <td>C</td> <td>10</td> <td>59%</td> </tr> <tr> <td>D</td> <td>2</td> <td rowspan="2">2</td> <td>12%</td> </tr> <tr> <td>E</td> <td>0</td> <td>0%</td> </tr> </tbody> </table>				NO.	SEATED	%	A	0	17	0%	B	7	41%	C	10	59%	D	2	2	12%	E	0	0%	<h3 style="text-align: center;">OVERALL PERFORMANCE ANALYSIS</h3> <table border="1"> <tbody> <tr> <td>REGISTERED</td> <td>19</td> <td>100%</td> </tr> <tr> <td>SEATED</td> <td>19</td> <td>100%</td> </tr> <tr> <td>ABSENTEES</td> <td>0</td> <td>0%</td> </tr> <tr> <td>PASSED</td> <td>17</td> <td>89%</td> </tr> <tr> <td>FAILED</td> <td>2</td> <td>11%</td> </tr> </tbody> </table>			REGISTERED	19	100%	SEATED	19	100%	ABSENTEES	0	0%	PASSED	17	89%	FAILED	2	11%						
	NO.	SEATED	%																																												
A	0	17	0%																																												
B	7		41%																																												
C	10		59%																																												
D	2	2	12%																																												
E	0		0%																																												
REGISTERED	19	100%																																													
SEATED	19	100%																																													
ABSENTEES	0	0%																																													
PASSED	17	89%																																													
FAILED	2	11%																																													

INDEX	NAME	SEX	MATHEMATICS		KISWAHILI		ENGLISH		SCIENCE		SOCIAL STUDIES		CIVIC & MORAL		TOTAL	AVERAGE	OVERALL GRADE	SCH POSITION	OVERALL POSITION
1	GRACE T. MZINGA	F	31	B	46	A	38	B	34	B	44	A	33	B	226	38	B	1	853.5
2	SETH E. GODFREY	M	40	B	44	A	37	B	38	B	32	B	32	B	223	37	B	2	914.5
3	MUSSA M. MUSSA	M	27	C	44	A	35	B	35	B	40	B	40	B	221	37	B	3	971.5
4	CHARLES A. SINGANO	M	22	C	37	B	38	B	34	B	43	A	32	B	206	34	B	4	1305.5
5	JAMES R. NGAMBEKI	M	28	C	45	A	34	B	36	B	31	B	27	C	201	34	B	5	1415.5
6	JOAN B. NTUKEY	F	19	D	37	B	42	A	34	B	31	B	34	B	197	33	B	6	1506.5
7	HAPPYNESS A. TIMOTH	F	24	C	43	A	31	B	29	C	32	B	32	B	191	32	B	7	1638
8	ELIA J. KASANGA	M	25	C	42	A	21	C	28	C	35	B	30	C	181	30	C	8	1809
9	DISMAS G. KAHELA	M	24	C	38	B	28	C	30	C	19	D	32	B	171	29	C	9	1985
10	BERNADETHA P. JOHN	F	21	C	39	B	24	C	31	B	16	D	20	D	151	25	C	10	2250
11	ADELAIDA J. MAMBEA	F	16	D	41	A	22	C	25	C	19	D	25	C	148	25	C	11	2297
12	GLADNESS K. NG'ANDILE	F	15	D	33	B	27	C	23	C	20	D	23	C	141	24	C	12	2369.5
13	JANEPHER M. NKUMULWA	F	11	D	40	B	23	C	24	C	17	D	24	C	139	23	C	13	2393.5
14	BADRA S. MAKANGE	F	11	D	30	C	28	C	23	C	20	D	24	C	136	23	C	14	2421
15	TECKLA B. ALOYCE	F	13	D	45	A	18	D	20	D	16	D	23	C	135	23	C	15	2427.5
16	SHAMSA Z. MHEDU	F	12	D	39	B	22	C	20	D	16	D	22	C	131	22	C	16	2449
17	ESTHER G. MWAKENJA	F	11	D	44	A	24	C	17	D	14	D	19	D	129	22	C	17	2467.5
18	HAITHAM R. MBELWA	F	14	D	26	C	24	C	18	D	21	C	17	D	120	20	D	18	2510.5
19	GRACE C. GUMBO	F	14	D	31	B	21	C	14	D	10	E	22	C	112	19	D	19	2546